

cmc
THE SPECIALIFT

S19E




www.cmclift.com

Σ


DETAILS



**FIT THROUGH
A STANDARD DOOR**



**TOWABLE
WITH TRAILER**



**PROPORTIONAL
HYDRAULIC
CONTROLS**



**EMERGENCY
CONTROLS**



**WIRED REMOTE CONTROL
FOR TRACKS**



**HONDA ENGINE
iGX390**



**QUICK
DETACHABLE
BASKET**



Main Features

S19E is a platform with a pantograph, telescopic boom plus Jib and has no limit for your work. A platform with low weight and extreme compactness, easy to transport even on a trailer.

Standard equipment

Honda Motor iGX390 petrol engine, fixed undercarriage with black rubber tracks, fixed two-man basket 140x70x110 cm with rounded corners equipped with quick-release system and wheels, 200 bar air/water hose in basket, 230V/120V/110V and 12 V electrical socket in basket, protective cover for outriggers' cylinders, display for error code detection, proportional electro-hydraulic controls, proportional travel mode by wired remote control, 12 months warranty, standard painting (RAL 3000).

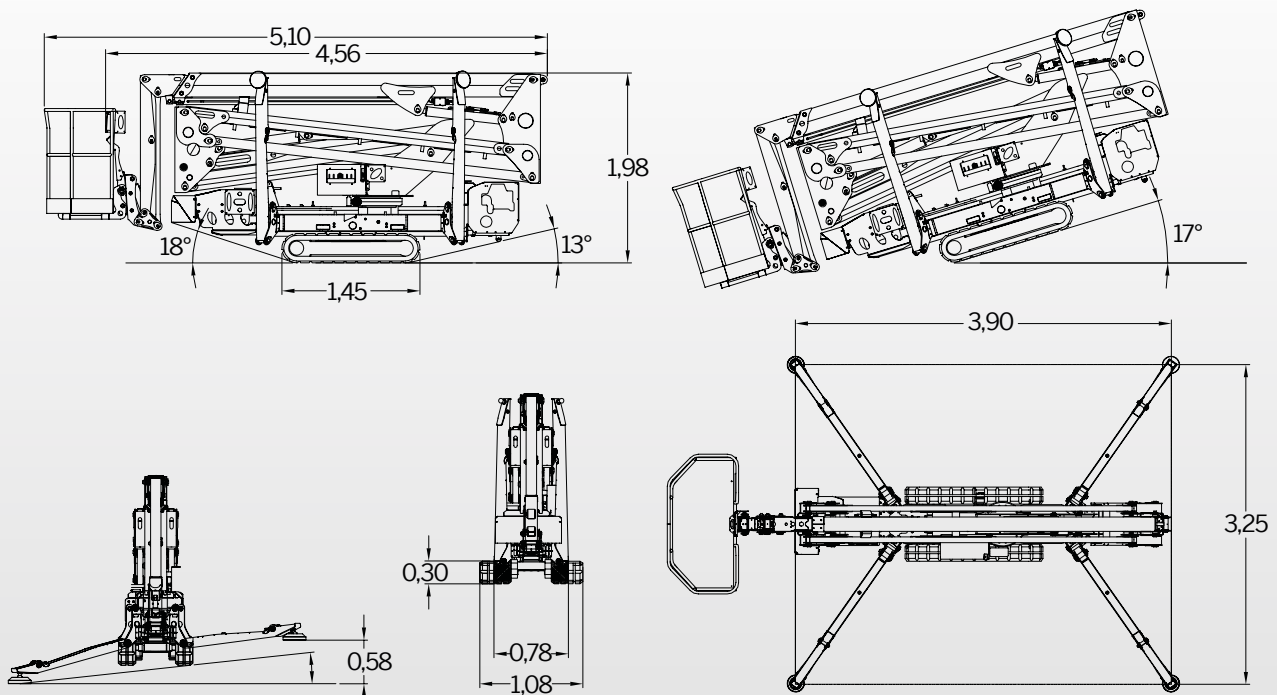
Available accessories:

- Kubota Z482 Diesel Engine
- Full lithium battery (160 Ah) version
- 230V, 120V or 110V electric motor
- Hydraulically expandable tracks
- Grey non-marking tracks
- Hydraulic motors with double travel speed of tracks
- 1 or 2-men fiberglass basket
- Remote connection kit
- Customized colors

**The specifications and characteristics indicated are subject to change and are not binding, and they may vary depending on the equipment.*



TECHNICAL DATA

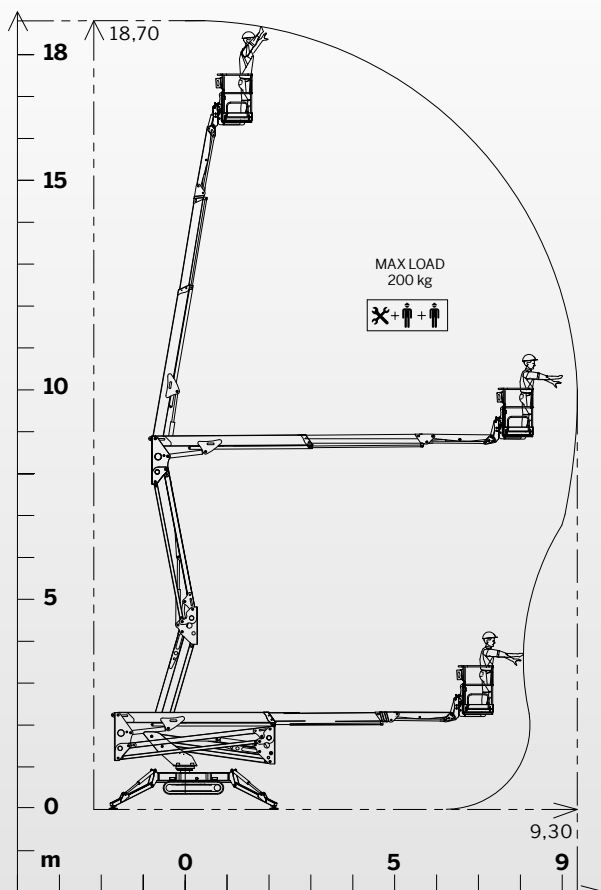


MAXIMUM LOAD

200 KG + + 40 KG



PERFORMANCE



18,70 m



9,30 m



200 Kg



1,4x0,7x1,1 m



+/- 178°
(356°
non continue)



2545 Kg



Geometric and light, basically perfect.

The S19E is extremely compact and easy to use, with intuitive controls that leave no room for doubt and misunderstanding. It can fit through a standard door and work in the smallest spaces. With only one work area and 200 kg maximum capacity in the basket, it is extremely easy to use and to maintain.

